

**seppi m<sup>®</sup>**

**MULCHING EQUIPMENT SPECIALISTS**



**Quality by Design**

**EQUIPMENT FOR  
UNDER CANOPY MAINTENANCE**

X-FAST :: PORT-X  
XSC :: XSA :: XSP  
XAN :: XTR :: XID





Discover the  
Advantages of  
**seppi m<sup>®</sup>**

## **INNOVATION**

- > over 75 years experience  
mulching equipment specialists since 1971
- > continuous research for new solutions and technologies
- > optimal material, with low wear

## **QUALITY**

- > every machine is tested before leaving the factory
- > use of the best components only
- > low wear

## **RELIABILITY**

- > high performance machines
- > close to customer sales and service network
- > fast and efficient customer care



## Do not let your harvest go to waste!

The under canopy maintenance is a matter of high importance. The ground vegetation, such as grass and weeds, steals the light and nutrients needed for the vine's healthy development. Proper soil preparation, especially in vineyards and orchards, require regular removal of grass and prunings.

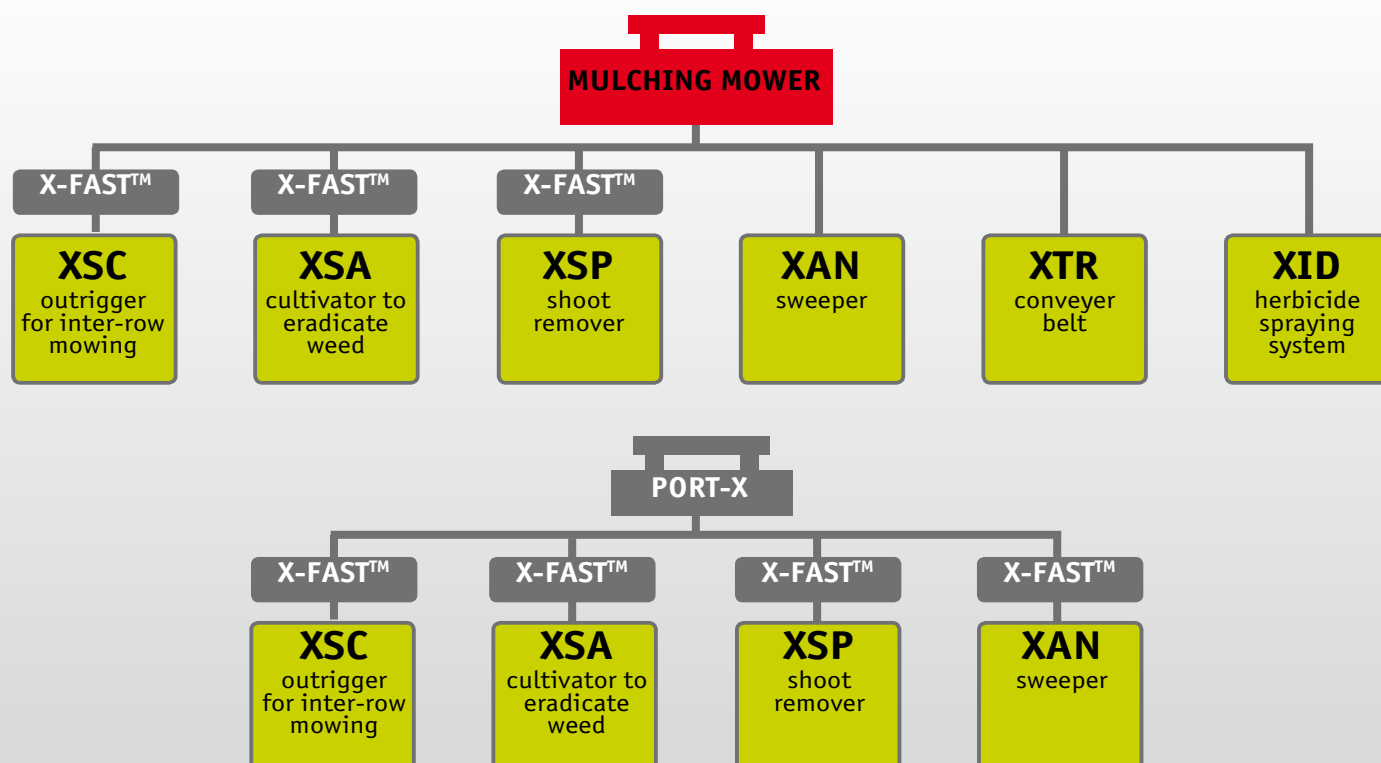
SEPPI M. is particularly focused on mechanical procedures in order to preserve the micro-organisms in the soil.

The use of the under-canopy a maintenance system optimizes the removal of unwanted ground vegetation, allowing those vital nutrients to reach the crop.

Using SEPPI M. system you can interchange the modul according to your needs. The **X-FAST™** coupling system is a system that allows easy changing of the modules depending on applications and requirements.

With a quick connector the modules can be combined either with a mulcher, or with the autonomous three-point attachment **PORT-X™**.

Either way, you benefit on both ways: low investments and a high return.



## Universal attachment system for a perfect connection!

features	X-FAST	PORT-X
coupling device	prepared for mulcher	3-point rear linkage 1 & 2 cat.
support wheels	X	S
compatibility	XSC, XSA, XSP	XSC, XSA, XSP, XAN
quick coupling systems	single or double	single or double
gearbox	540 or 1000 rpm (depending on the mulcher)	540 rpm
transmission	autonomous (hydraulic) or via tractor	autonomous (hydraulic) or via tractor
input shaft	X	1 3/8" Z=6
module control	depending on related transmission and module via tractor, electric remote control or sensitive toucher	depending on the module via tractor, electric remote control or sensitive toucher
cooler	only version "double"	only version "double"
adjustment of working width	manual adjustable	hydraulic side shift

The **X-FAST™** is a carrier framework with a quick coupling system to connect a module with a mulcher.

The quick couplers allow an easy exchange of the required module.

**PORT-X™** is equipped with a 3-point rear linkage and support wheels.

Its hydraulic side shift allows a telescopic adjustment of the working outreach between the growing rows.

**X-FAST™** and **PORT-X™** are available with or without a hydraulic system, depending on the tractor flow.


options	X-FAST	PORT-X	OPT
electric remote control	0	S	283
PTO drive shaft	X	0	008
front attachment <sup>(1)</sup>	X	0	101
1000 rpm gearbox <sup>(2)</sup>	X	0	018
chevrons	0	0	162

S: standard - 0: option - X: not available

(1) reverse drive for pushed machines with 540 rpm (clockwise looking at PTO)

(2) only in combination with front attachment (counter clockwise looking at PTO)


PORT-X  
(shown with the XSA cultivator)




combination with  
XSC outrigger  
mower



combination with  
XSA cultivator



combination with  
XSP shoot remover

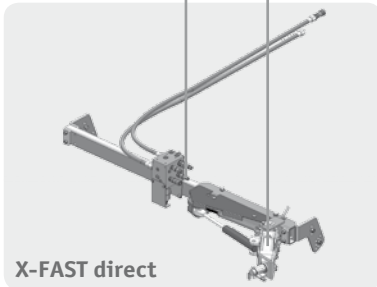


combination with  
XAN sweeper

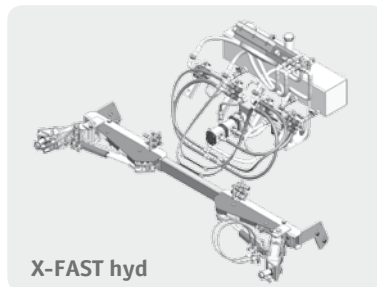


hydraulic  
quick coupling

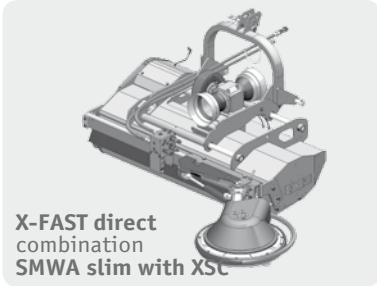
quick connector  
for the modul



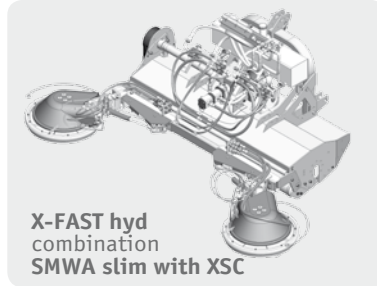
X-FAST direct



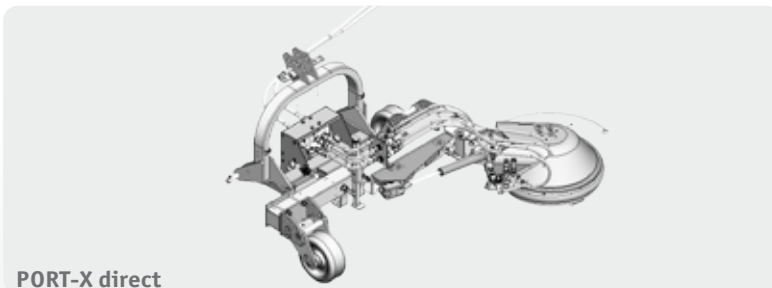
X-FAST hyd



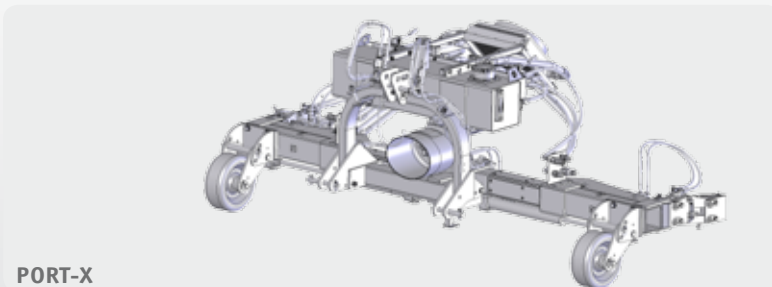
X-FAST direct  
combination  
SMWA slim with XSC



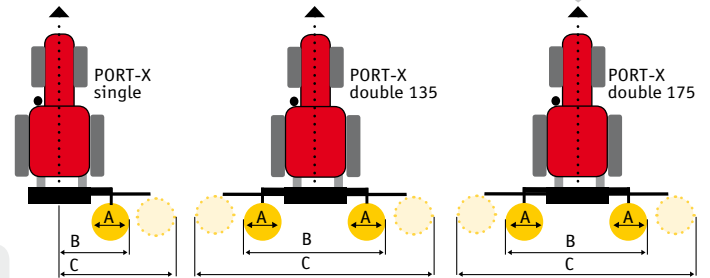
X-FAST hyd  
combination  
SMWA slim with XSC



PORT-X direct



PORT-X



PORT-X				
accessory carrier	overall width		weight* kg [lb]	HP ** min-max
	closed B: cm ["]	open C: cm ["]		
single	90 [35]	220 [87]	340 [750]	25-60
double 135	135 [53]	290 [115]	400 [880]	25-60
double 175	175 [69]	350 [138]	400 [880]	25-60

PORT-X combination with outrigger mower XSC				
XSC A: cm ["] Ø	overall width		weight* kg [lb]	knives #
	closed B: cm ["]	open C: cm ["]		
50 [20]	90 [35]	210 [83]	407 [897]	2
60 [24]	90 [35]	215 [85]	422 [930]	2
70 [28]	90 [35]	220 [87]	437 [963]	2
2x50 [20]	135 [53]	290 [115]	534 [1.177]	2x2
2x50 [20]	175 [69]	350 [138]	534 [1.177]	2x2
2x60 [24]	135 [53]	300 [118]	564 [1.243]	2x2
2x60 [24]	175 [69]	360 [142]	564 [1.243]	2x2
2x70 [28]	135 [53]	310 [122]	594 [1.310]	2x2
2x70 [28]	175 [69]	370 [146]	594 [1.310]	2x2

PORT-X combination with cultivator XSA				
XSA A: cm ["] Ø	overall width		weight* kg [lb]	teeth #
	closed B: cm ["]	open C: cm ["]		
50 [20]	90 [35]	210 [83]	392 [864]	4
2x50 [20]	135 [53]	270 [106]	504 [1.111]	2x4
2x50 [20]	175 [69]	350 [138]	504 [1.111]	2x4

PORT-X combination with shoot remover XSP				
XSP A: cm ["]	overall width		weight* kg [lb]	fiber length cm
	closed B: cm ["]	open C: cm ["]		
100 [39]	90 [35]	250 [98]	380 [838]	20
2x100 [39]	135 [53]	310 [122]	480 [1.058]	20
2x100 [39]	175 [69]	390 [154]	480 [1.058]	20

PORT-X combination with sweeper XAN				
XSP A: cm ["]	overall width		weight* kg [lb]	rapper vanes #
	closed B: cm ["]	open C: cm ["]		
119 [47]	90 [35]	245 [96]	380 [838]	3
2x119 [47]	135 [53]	360 [142]	480 [1.058]	2x3
2x119 [47]	175 [69]	420 [165]	480 [1.058]	2x3

\* The weight of the machine is approximate and may vary.  
 \*\* The indicated kW and HP refer to the power required at the PTO output shaft,  
 not to the nominal tractor power.



## Higher yield. Less chemicals.

features	XSC
mows grass and weed up to	1 cm [0,4"] Ø
working speed	1-3 km/h
attachment	mulcher or PORT-X
quick coupling	S
hydraulic transmission	with independent pump, tank and control valves
flow rate	40 l/min [8.8 GPM]
control system	hydraulic
touch spring	S
floating mechanism	S
support	turning disc
tools	knives

options	single	double	OPT
hyd. sensitive toucher	0	0	252/253
oil cooler	X	S	264
electric remote control*	0	0	283
chevrons	0	0	162

S: standard - 0: option - X: not available  
\* with hyd. sensitive toucher

The **XSC outrigger mower** for inter-row mowing can be mounted either to a mulcher or directly to the tractor, with the 3-point linkage **PORT-X**.

Optional sensitive touchers allow to mow around obstacles and trees automatically. Different versions help adapt to different needs. A double XSC outrigger also adapts to row widths. This makes mowing much faster and more efficient.



### season

- spring
- summer
- autumn

### ideal situation

- from ca. 2 cm [0.8"] diameter with sens. toucher
- from ca. 10 cm [3.9"] diameter w/o sens. toucher
- high grass up to 1 cm diameter
- dry soil
- few stones
- slight slope up to about 5°

### advantages

- clean cut
- remaining closed sward
- no dust

hyd. sensitive toucher (option)

XSC					
working width cm ["]	width outside A: cm ["]	max. outreach X: cm ["]	height H: cm	weight* kg [lb]	knives #
50 [20]	58 [23]	42 [17]	36 [14]	67 [148]	2
60 [24]	68 [27]	47 [19]	36 [14]	82 [181]	2
70 [28]	78 [31]	56 [22]	36 [14]	97 [214]	2

\* The weight of the machine is approximate and may vary.





## Clean job in organic cultivation.

features	XSA
eradicates weed as deep as	4 cm [1.6"]
working speed	1-3 km/h
attachment	mulcher or PORT-X
quick coupling	S
hydraulic transmission	with independent pump, tank and control valves
flow rate	40 l/min ( 8.8 GPM)
control system	hydraulic
touch spring	S
floating mechanism	S
support	turning disc
tools	cultivator teeth

options	single	double	OPT
hyd. sensitive toucher	S	S	252/253
oil cooler	X	S	264
electric remote control*	0	0	283
chevrons	0	0	162


S: standard - 0: option - X: not available  
\* in connection with hyd. sensitive toucher

The **XSA cultivator** supports organic agriculture as well as conventional cultures where an extended use of herbicides has caused damage or where the frequency of herbicide spraying should be reduced for other reasons.

This cultivator can be mounted either to a mulcher or directly to the tractor, with the 3-point linkage PORT-X.

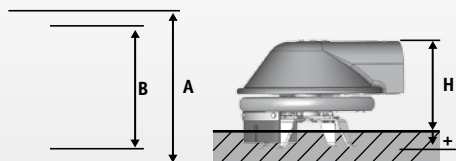
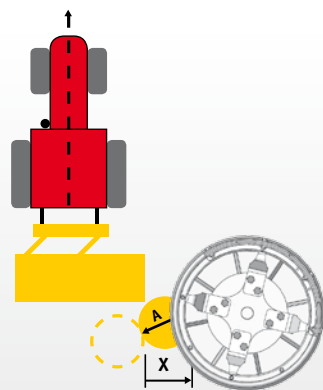
A mechanical process cuts the roots of weeds along trees or vines and brings them to the surface. A highly sensitive hydraulic toucher protects even the youngest trees from damage.

double floating suspension for optimal soil adaption



hyd. sensitive toucher

cultivator teeth



### season

- spring
- summer
- autumn

### ideal situation

- from ca. 2 cm [0.8"] diameter with sens. toucher
- grass up to 1 cm [0.4"] Ø and up to 50 cm [20"]
- dry soil
- few stones
- slight slope up to ca. 20°

### advantages

- clean soil cultivation
- mixing of humus and soil
- growth spurt by mineralization of soil
- disturbance of the habitats for pests (e.g. mice)
- no dust

XSA					
width outside A: cm ["]	working width B: cm ["]	outreach X max: cm ["]	Höhe H: cm	weight* kg [lb]	teeth #
50 [20]	40 [16]	35 [14]	35+4 [14+2]	52 [115]	4

\* The weight of the machine is approximate and may vary.



## Cleans the trunk and clears the ground.

features	XSP
working height	manual adjustable
working speed	1-5 km/h
attachment	mulcher or PORT-X
quick coupling	S
hydraulic transmission	with independent pump, tank and control valves
flow rate	40 l/min [8.8 GPM]
control system	hydraulic
touch spring	S
sensitive toucher with distance sensor	S
protecting guard	S
fiber material / fiber length	nylon / 20 cm [7.9"]


S: standard

The **XSP shoot remover** can be mounted either to a mulcher or directly to the tractor, with the 3-point linkage PORT-X.

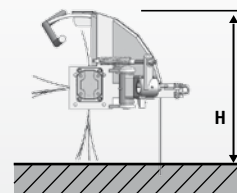
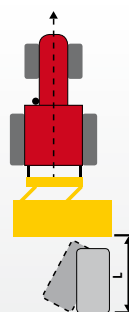
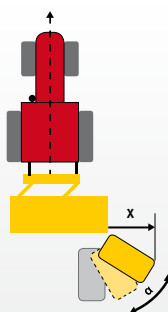
The brushes of the shoot remover XSP clean the trunk and remove shoots, suckers and grass on the ground.

resistance of bumper can be continuously adapted to the conditions of work

nylon fibers may be replaced quickly



XSP



season

- spring
- summer
- autumn

ideal situation

- from ca. 2 cm [0.8"] diameter
- grass up to 1 cm [0.4"] Ø and up to 50 cm [20"]
- dry soil
- slight slope up to ca. 10°

advantages

- cleans trunk and soil
- high driven speed possible
- works clean and causes no damage (sensitive toucher not necessary)

XSP				
working angle $\alpha = ^\circ$	max. operating distance from border of mulcher X: cm ["]	length of the equipment ready for transport L: cm	height H: cm	weight* kg [lb]
15	100 [39]	140 [55]	50 [20]	40 [88]

\* The weight of the machine is approximate and may vary.





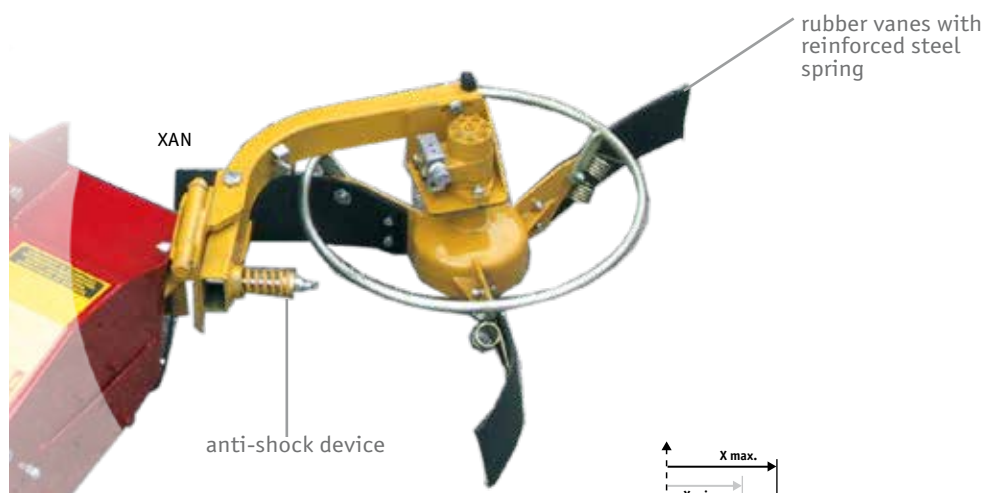
## Makes mulching easy and efficient.

features	XAN	XAN front single	XAN front double
working speed	1-5 km/h	1-5 km/h	1-5 km/h
attachment	mulcher or PORT-X	tractor (flange carrier plate)	tractor (flange carrier plate)
hydr. transmission & control	via tractor	via tractor	via tractor
required control devices and oil flow	30-40 l/min [7.9-10.6 gpm]	30-40 l/min [7.9-10.6 gpm] + 1 double acting	30-40 l/min [7.9-10.6 gpm] + 2 double acting
hydr. hoses, length	120 cm [47"]	+ 1 double acting	120 cm [47"]
anti-shock device	S	S	S
support	turning disc	turning disc	turning disc
folds for transport	manual	hydraulic	hydraulic
tools	rubber vanes with reinforced steel spring		

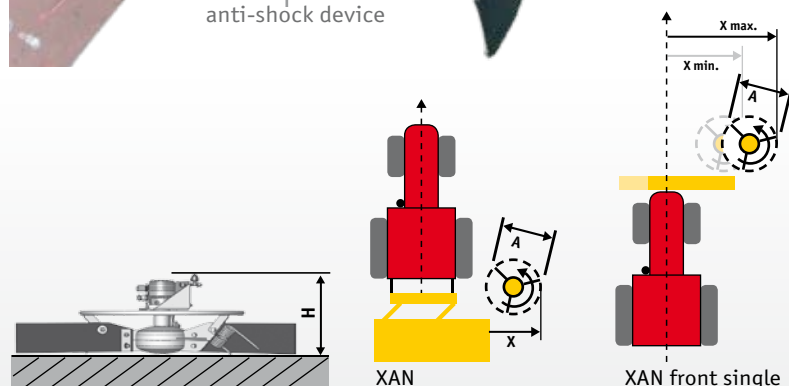
S: standard

With the **XAN sweeper** you may collect leaves and prunings from row sides and bring them into an ideal position for mulching: in front of the mower or in front of the tractor.

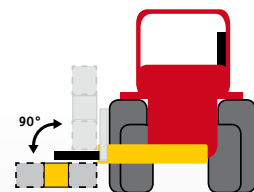
An easy and efficient system!



front attachment on the tractor without front linkage



folds for transport:  
**XAN:** manual  
**XAN front single & double:** hydr.



XAN				
working width A: cm ["]	XAN distance from border of mulcher, X: cm ["]	XAN front single distance from middle of tractor, X min-max: cm ["]	height H: cm ["]	weight* kg [lb]
119 [47]	100 [39]	150-187 [59-74]	35 [14]	54 [119]

\* The weight of the machine is approximate and may vary.

season

- autumn
- winter

ideal situation

- from ca. 2 cm [0.8"] diameter
- leaves and prunings
- dry soil
- slight slope up to ca. 10°

advantages

- prevents decomposition
- gathers side lying prunings
- takes the habitat of the pest
- no damage on the trunks



## Conveyer belt with side discharge.

features	XTR
working speed	adjustable
attachment	mulcher
hydraulic transmission	via tractor
control system	via tractor
flow rate	40 l/min [8.8 gal.]
available working widths, cm ["]	125, 150, 175, 200 [49, 59, 69, 79]

The **conveyer belt XTR** deposits mulched grass to the right of the mulcher (not suitable for prunings), and it casts the grass up to 50 cm [20"].

It can be mounted to the following mulchers in place of the rear hood: SMO, H-SMO-B and SAV.

The XTR is hydraulically driven by the external supply of the tractor.



**season** - summer

**ideal situation**

- independent of the stem diameter
- high grass
- dry soil
- slight slope up to ca. 5°

**advantages**

- smothers weed to growth
- feeds the roots with nutrients and humus
- retains moisture
- can be alternated with XAN

TIP: also suitable for the removal of grass along streets and canals

XTR	
working width cm ["]	weight* kg [lb]
125 [49]	140 [309]
150 [59]	157 [346]
175 [69]	174 [383]
200 [79]	191 [421]

\* The weight of the machine is approximate and may vary.






## Herbicide spraying system.

features		XID
tank		100 l [26.4 gal.]
pump		12 V
pressure gauge		S

available products:
XID single
XID double (spray nozzles on both sides)

S: standard

The **XID herbicide spraying system** may be added to many SEPPi mowers. High-precision nozzles come with adjustable spraying direction.



XID			
dimensions tank cm ["]			weight kg [lb]
height	width	depth	incl. framework
55 [22]	60 [24]	53 [21]	35 [77]

\* The weight of the machine is approximate and may vary.

season - summer

ideal situation  
 - independent of the stem diameter  
 - high grass up to 50 cm  
 - dry soil  
 - slight slope up to ca. 5°

advantages  
 - destroys weeds while growing  
 - longlasting effects  
 - low operating costs



## The Advantage of High Quality

### Mulching Equipment Pioneers

Founded in 1939 by Max Seppi, SEPPI M. is now one of the foremost manufacturer in its sector - not only in Europe, but worldwide. A pioneer like no other, SEPPI has been manufacturing mulching equipment for more than 45 years.

SEPPI's mission is "To improve the professional's work through innovative and efficient solutions".

The many years of experience, together with the tireless research for more advanced technologies and more resistant materials result in the premium quality of the SEPPI equipment with tough machines that are reliable even under extreme working conditions.

The biggest gratification over the past 75 years has been our satisfied customers, who have benefitted from long and efficient work with the SEPPI equipment – a continuous motivation to keep on focusing on high quality!

The family-based character of the company today being led by the third generation, stands for fair and responsible business relationships.

**Discover the many advantages of owning SEPPI equipment!**



## AGRICULTURAL, FORESTRY AND INDUSTRIAL MULCHERS

SEPPI M. S.p.A. - Zona Artigianale 1 - 39052 Caldaro (Bolzano) Italy  
Tel. +39 0471 963550 - Fax +39 0471 962547 - [sales@seppi.it](mailto:sales@seppi.it) - [www.seppi.com](http://www.seppi.com)

AUTHORIZED DEALER

Ask our team for further information!