

seppi m.®

MULCHING EQUIPMENT SPECIALISTS

**X-FAST · Equipment for
Undercanopy Maintenance**

Equipment for Undercanopy Maintenance



"Mulchers are a long-term investment.

It is important to us that you remain satisfied with your mulcher."

SEPPI M. SpA

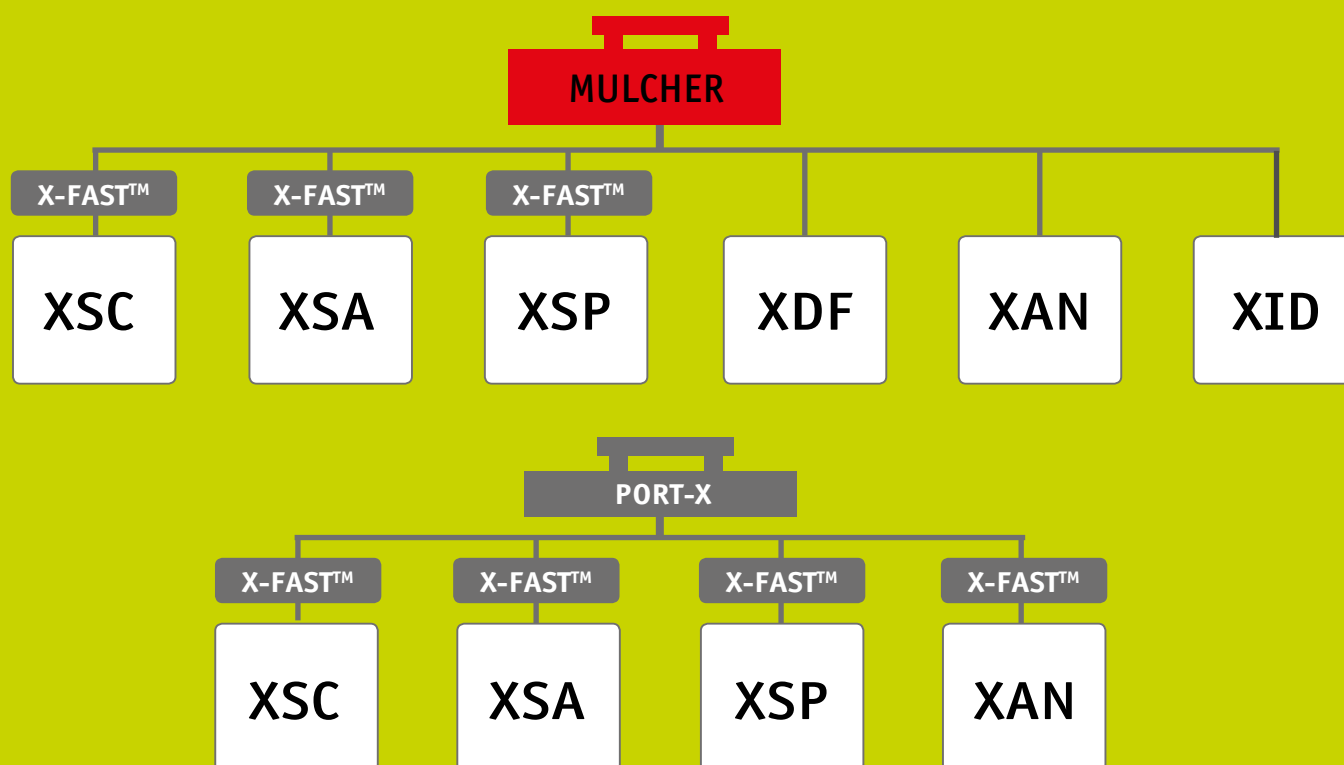
Our Commitment

- > Founded in 1939, we have specialized in manufacturing mulchers since 1971
- > Regardless of the manufacturer or brand, we only choose materials and products that meet our rigorous quality criteria
- > Continuous research and development
- > High quality and optimal service

Your Advantages

- > Reliable equipment as the result of years of experience in the sector
- > High quality materials to take on the harshest work conditions and guarantee maximum durability
- > Advanced technology for an investment for the future
- > Consulting and after sales service: You can rely on us!

Undercanopy maintenance - compatibility



Do not let your harvest go to waste!



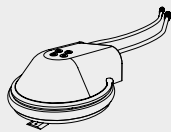
The under canopy maintenance is a matter of high importance. The ground vegetation, such as grass and weeds, steals the light and nutrients needed for the vine's healthy development. Proper soil preparation, especially in vineyards and orchards, require regular removal of grass and prunings.

SEPPi M. is particularly focused on mechanical procedures in order to preserve the micro-organisms in the soil.

The use of the under-canopy a maintenance system optimizes the removal of unwanted ground vegetation, allowing those vital nutrients to reach the crop.

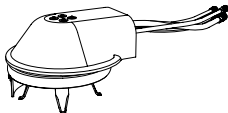
Using SEPPi M. system you can interchange the modul according to your needs. The **X-FAST™** coupling system is a system that allows easy changing of the modules depending on applications and requirements. With a quick connector the modules can be combined either with a mulcher, or with the autonomous 3-point attachment **PORT-X™**. - Either way, you benefit on both ways: low investments and a high return.

Attachments



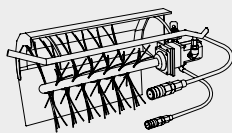
XSC

Outrigger
for inter-row mowing



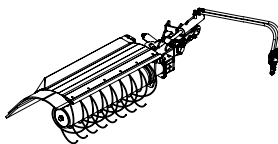
XSA

Cultivator
eradicates weed



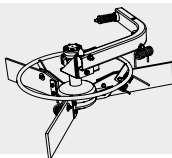
XSP

Brush
cleans trunk and soil



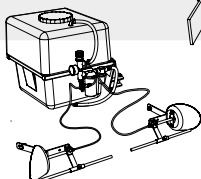
XDF

Brush
mows grass between the trunks



XAN

Sweeper
collects cut wood and pushes it to the side



XID

Herbicide spraying system
for the use of plant protectant

X-FAST • PORT-X

Universal attachment system for a perfect connection

The **X-FAST™** is a carrier framework with a quick coupling system to connect a module with a mulcher. The quick couplers allow an easy change of the required module.

The **accessory carrier PORT-X™** is equipped with 3-point rear linkage and support wheels. Its hydraulic side shift allows a telescopic adjustment of the working outreach between the growing rows.

X-FAST™ and **PORT-X™** are available with or without a hydraulic system, depending on the tractor flow.

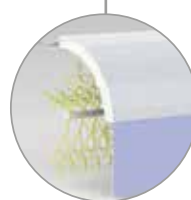
Features		X-FAST	X-FAST direct	PORT-X	PORT-X direct
Linkage/Framework		Framework with quick coupling system to connect mulcher and attachment		3-point rear linkage 1 & 2 cat. including support wheels	
Quick coupling		1 or 2 attachments ("single" or "double")		1 or 2 attachments ("single" oder "double")	
Attachments		XSC, XSA, XSP		XSC, XSA, XSP, XAN	
Side shift		Manually adjustable		Hydraulically adjustable	
Gearbox		-		540 rpm	
Transmission		Autonomous hydraulic circuit, with pump, tank and control valves	Tractor hydraulic output	Autonomous hydraulic circuit, with pump, tank and control valves	Tractor hydraulic output
Pressure	Tractor	180-250 bar [2,6-3,6 k psi]	25-60 HP	180-250 bar [2,6-3,6 k psi]	25-60 HP
Flow	nominal power	40-50 l/min [10-13 gpm]		40-50 l/min [10-13 gpm]	
Control		Electric remote control	Tractor hydraulic output	Electric remote control	Tractor hydraulic output
Absorber		Sensitive toucher with distance sensor		Sensitive toucher with distance sensor	
Floating mechanism		with XSC and XSA		with XSC and XSA	
Oil cooler		double: standard, single: on demand		double: standard, single: on demand	
Weight (Guide value without attachments)		single: 200 kg [440 lb] double: 350 kg [770 lb]	single: 100 kg [220 lb] double: 150 kg [330 lb]	single: 340 kg [750 lb] double: 400 kg [880 lb]	single: 280 kg [620 lb] double: 340 kg [750 lb]




combination with
XSC outrigger mower



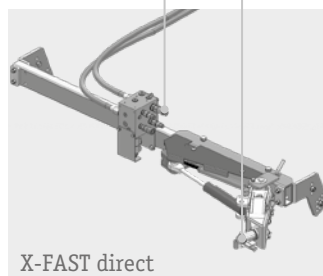

combination with
XSA cultivator



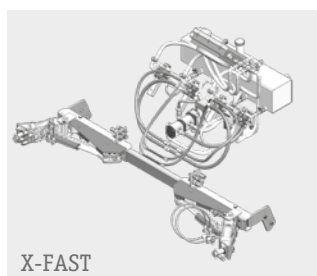
combination with
XSP shoot remover




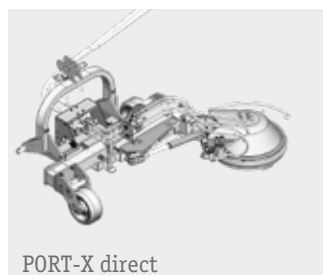
combination with
XAN sweeper

Hydraulic
quick couplingQuick connector
for the modul

X-FAST direct

X-FAST direct
SMWA slim
XSC

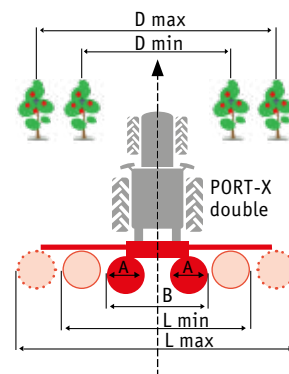
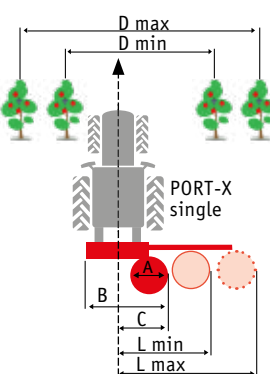
X-FAST

X-FAST
SMWA slim
XSC

PORT-X direct



PORT-X



A width/diameter accessory

L working width (min-max side shift)

D distance row width

B width of machine ready for transport

PORT X direct	A - Ø cm ["]	L min - cm ["]	L max - cm ["]	D min - cm ["]	D max - cm ["]	B - cm ["]	C - cm ["]
XSC 50	50 [20]	125 [49]	160 [63]	240 [94]	-	145 [57]	90 [35]
XSC 60	60 [24]	130 [51]	165 [65]	250 [98]	-	145 [57]	95 [37]
XSC 70	70 [28]	140 [55]	175 [69]	260 [102]	-	150 [59]	95 [37]
XSA	40 [16]	120 [47]	155 [61]	240 [94]	-	135 [53]	80 [31]
XSP	60 [24]	140 [55]	175 [69]	250 [98]	-	140 [55]	90 [35]
XDF	40 [16]	150 [58]	185 [72]	250 [98]	-	140 [55]	100 [39]
XAN	120 [47]	105 [41]	195 [77]	230 [91]	-	160 [63]	110 [43]

PORT X hyd	A - Ø cm ["]	L min - cm ["]	L max - cm ["]	D min - cm ["]	D max - cm ["]	B - cm ["]	C - cm ["]
XSC 50	50 [20]	125 [49]	160 [63]	240 [94]	-	145 [57]	90 [35]
XSC 60	60 [24]	130 [51]	165 [65]	250 [98]	-	145 [57]	95 [37]
XSC 70	70 [28]	140 [55]	175 [69]	260 [102]	-	150 [59]	95 [37]
XSA	40 [16]	120 [47]	155 [61]	240 [94]	-	135 [53]	80 [31]
XSP	60 [24]	140 [55]	175 [69]	250 [98]	-	140 [55]	90 [35]
XDF	40 [16]	150 [58]	185 [72]	250 [98]	-	140 [55]	100 [39]
XAN	120 [47]	105 [41]	195 [77]	230 [91]	-	160 [63]	110 [43]
2 x XSC 50	50 [20]	250 [98]	320 [126]	260 [102]	310 [122]	185 [73]	-
2 x XSC 60	60 [24]	260 [102]	330 [130]	270 [106]	320 [126]	185 [73]	-
2 x XSC 70	70 [28]	280 [110]	350 [138]	290 [114]	340 [134]	190 [75]	-
2 x XSA	50 [20]	240 [94]	310 [122]	250 [98]	300 [118]	160 [63]	-
2 x XSP	60 [24]	280 [110]	345 [136]	290 [114]	340 [134]	175 [69]	-
2 x XDF	40 [16]	240 [94]	290 [114]	250 [98]	300 [118]	140 [55]	-
2 x XAN	120 [47]	210 [83]	390 [154]	220 [87]	380 [150]	215 [85]	-

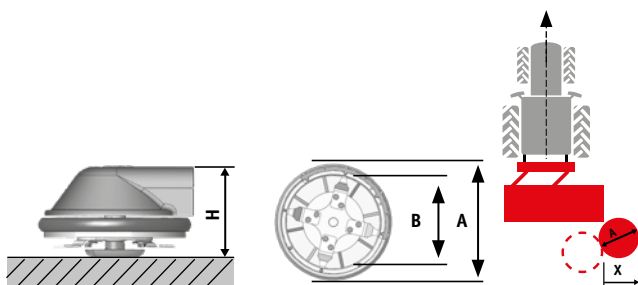
XSC

Outrigger for inter-row mowing

The **XSC outrigger mower** for inter-row mowing can be mounted either to a mulcher or directly to the tractor, with the 3-point linkage PORT-X. Optional sensitive touchers allow to mow around obstacles and trees automatically.

Different versions help adapt to different needs. A double XSC outrigger also adapts to row widths. This makes mowing much faster and more efficient.

Features	XSC
Mows grass and weed up to	1 cm [0.4"] Ø
Working speed	1-3 km/h
Attachment	Mulcher or PORT-X
Connection	Quick coupling
Flow rate	40 l/min (10 gpm)
Rotor	Supporting turning disc
Tools	Knives
Absorber	Optional hydraulic sensitive toucher
Floating mechanism	via X-FAST/PORT-X



working width cm ["]	width outside A: cm ["]	max. outreach X: cm ["]	height H: cm	weight* kg [lb]	knives #
50 [20]	58 [23]	42 [17]	36 [14]	67 [148]	2
60 [24]	68 [27]	47 [19]	36 [14]	82 [181]	2
70 [28]	78 [31]	56 [22]	36 [14]	97 [214]	2

* The weight of the machine is approximate and may vary.

season	- spring - summer - autumn
ideal situation	- from ca. 2 cm [0.8"] Ø with sens. toucher - from ca. 10 cm [3.9"] Ø w/o sens. toucher - high grass up to 1 cm diameter - dry soil - few stones - slight slope up to about 5°
advantages	- clean cut - remaining closed sward - no dust



XSA

Cultivator eradicates weed

The **XSA cultivator** supports organic agriculture as well as conventional cultures where an extended use of herbicides has caused damage or where the frequency of herbicide spraying should be reduced for other reasons. This cultivator can be mounted either to a mulcher or directly to the tractor, with the 3-point linkage PORT-X. The mechanical process cuts the roots of weeds along trees or vines and brings them to the surface. A highly sensitive hydraulic toucher protects even the youngest trees from damage.

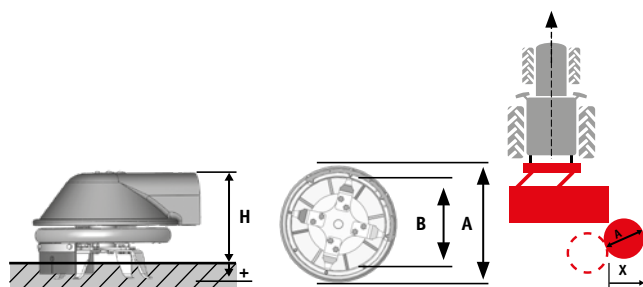
Features	XSA
Eradicates weed as deep as	4 cm [1.6"]
Working speed	1-3 km/h
Attachment	Mulcher or PORT-X
Connection	Quick coupling
Flow rate	40 l/min (10 gpm)
Rotor	Supporting turning disc
Tools	Cultivator teeth
Absorber	Hydraulic sensitive toucher
Floating mechanism	via X-FAST/PORT-X



Cultivator teeth



Hyd. sensitive toucher



width outside A: cm ["]	working width B: cm ["]	max. outreach X: cm ["]	height H: cm	weight* kg [lb]	teeth pcs
50 [20]	40 [16]	35 [14]	35+4 [14+2]	52 [115]	4

* The weight of the machine is approximate and may vary.

season

- spring
- summer
- autumn

ideal situation

- from ca. 2 cm [0.8"] Ø with sens. toucher
- grass up to 1 cm [0.4"] Ø and up to 50 cm [20"]
- dry soil
- few stones
- slight slope up to ca. 20°

advantages

- clean soil cultivation
- mixing of humus and soil
- growth spurt by mineralization of soil
- disturbance of the habitats for pests (e.g. mice)
- no dust




XSP

Brush cleans trunk and soil.

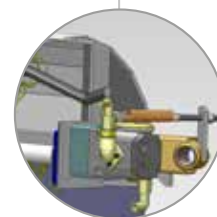

The **XSP shoot remover** can be mounted either to a mulcher or directly to the tractor, with the 3-point linkage PORT-X.

The brushes of the shoot remover XSP clean the trunk and remove shoots, suckers and grass on the ground.

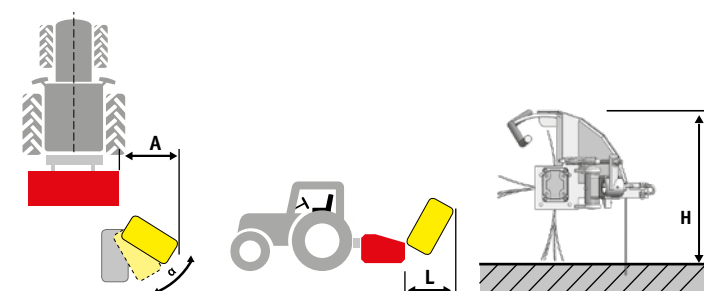
Features	XSP
Working height	Manual adjustable
Working speed	1-5 km/h
Attachment	Mulcher or PORT-X
Connection	Quick coupling
Flow rate	40 l/min [10 gpm]
Absorber	Bumper and touch spring
Protecting	Hood against gravel impact
Brush	Fiber brushes



Nylon fibers may be replaced quickly



Adjustable bumper and touch spring



working angle $\alpha = ^\circ$	max. operating distance from border of mulcher X: cm ["]	length of the equipment ready for transport L: cm	height H: cm	weight* kg [lb]
15	100 [39]	140 [55]	50 [20]	40 [88]

* The weight of the machine is approximate and may vary.

Season	- spring - summer - autumn
Ideal Situation	- from ca. 2 cm [0.8"] diameter - grass up to 1 cm [0.4"] Ø and up to 50 cm [20"] - dry soil - slight slope up to ca. 10°
Advantages	- high driven speed possible - no minimum distance between plants required



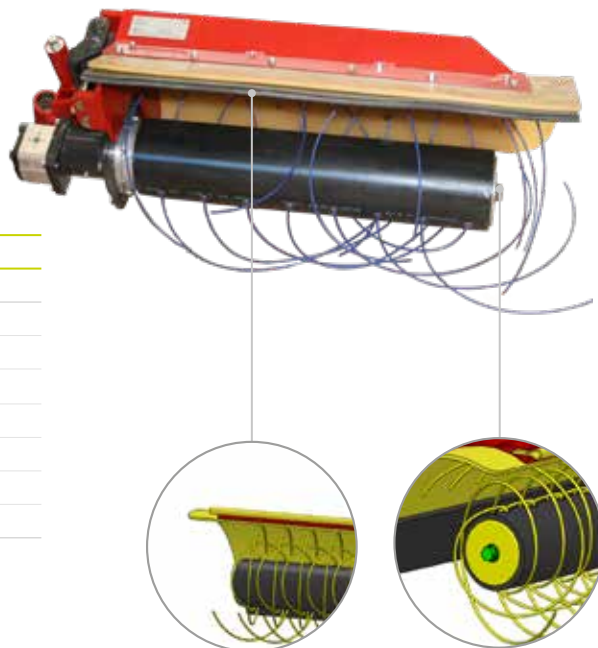
XDF

Mows grass between the trunks.

The **XSP shoot remover** can be mounted either to a mulcher or directly to the tractor, with the 3-point linkage PORT-X.

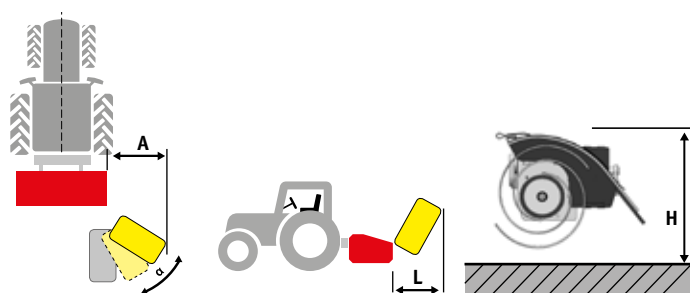
While rotating brush, the fibers are routed through the hood; this produce the expected whip effect. It mows grass between the trunks and grapevine; gentle impact without damaging the vine and its bark.

Features	XDF
Working height	Manual adjustable
Working speed	1-5 km/h
Attachment	Mulcher or PORT-X
Connection	Quick coupling
Flow rate	40 l/min [10 gpm]
Absorber	Bumper
Protecting	Hood against gravel impact
Brush	Fiber cords



Adjustable bumper

Integrated spool for adjustment of fiber brush



working angle $\alpha = ^\circ$	max. operating distance from border of mulcher X: cm ["]	length of the equipment ready for transport L: cm	height H: cm	weight* kg [lb]
15	100 [39]	140 [55]	50 [20]	40 [88]

* The weight of the machine is approximate and may vary.

Season	- spring - summer - autumn
Ideal Situation	- from ca. 2 cm [0.8"] diameter - grass up to 1 cm [0.4"] Ø and up to 50 cm [20"] - dry soil - slight slope up to ca. 10°
Advantages	- high driven speed possible - no minimum distance between plants required - advised when the bark should remain as intact as possible



XAN

Sweeper collects cut wood and pushes it to the side

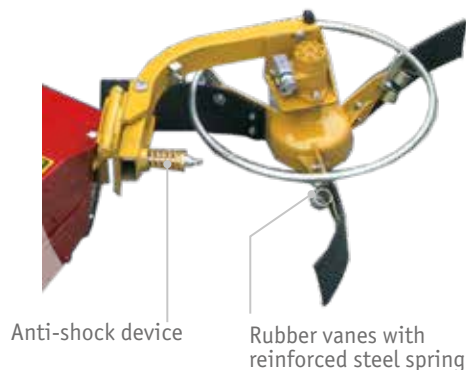
The **XAN sweeper** is available

- for the front attachment to a tractor
- for fixed attachment to a mulcher
- with quick coupling X-FAST for connection to a mulcher
- with quick coupling X-FAST for connection to the carrier PORT-X

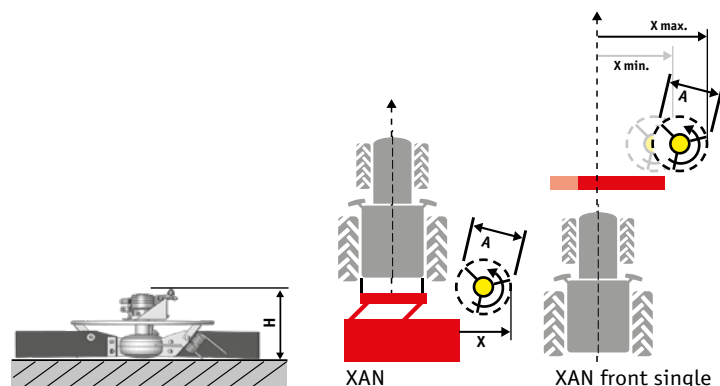
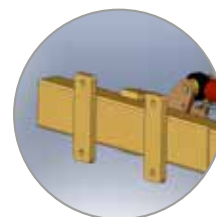
With the XAN sweeper you may collect leaves and prunings from row sides and bring them into an ideal position for mulching: in front of the mower or in front of the tractor.

Features	XAN
Working speed	1-5 km/h
Attachment	Tractor*(XAN front), mulcher or PORT-X
Connection	Mulcher or PORT-X: quick coupling Tractor (XAN front): plate
Flow rate	30-40 l/min [8-10 gpm]
Hoses	120 cm [47 inch]
Anti shock device	Touch spring
Rotor	Supporting turning disc
Tools	3 rubber vanes

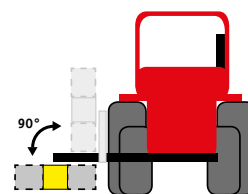
* Controls: 1-2 additional double-acting control units



Front attachment on the tractor without front linkage



Folds for transport:
XAN: manual
XAN front single & double: hydr.



working width A: cm ["]	XAN distance from border of mulcher X: cm ["]	XAN front single distance from middle of tractor X min-max: cm ["]	height H: cm ["]	weight* kg [lb]
119 [47]	100 [39]	150-187 [59-74]	35 [14]	54 [119]

* The weight of the machine is approximate and may vary.

Season

- autumn
- winter

Ideal Situation

- from ca. 2 cm [0.8"] diameter
- leaves and prunings
- dry soil
- slight slope up to ca. 10°

Advantages

- prevents decomposition
- gathers side lying prunings
- takes the habitat of the pest
- no damage on the trunks



XID

Herbicide spraying system for the use of plant protectant

The XID herbicide spraying system may be added to many SEPPI mowers.

XID single: SMWA rev cf, SMWA s, SMWA slim, SMW0, SMO, SMO rev cf, SMO fh, APPLE cs

XID double: SMWA slim, SMO rev cf, APPLE vario

High-precision nozzles come with adjustable spraying direction.

Features	XID Standard	XID APPLE vario
Tank	100 liter [26 gallons]	120 liter [32 gallons]
Spray nozzles	1 oder 2 (single/double)	2 (double)
System includes	Tank, hoses, pompe (12 V), manometer (adjustable pump pressure), nozzles and controls	
Control	Manual control from the tractor cabin	Electric remote control from the tractor cabin
	XID double: left and right nozzle are adjustable separately	



Control
XID Standard



Control
XID APPLE vario



APPLE vario:
Adjustable nozzles holder with anti shock - transparent nozzles cover



Adjustable synthetic spring rod to force down grass stalks

model	volume l [gal]	dimensions tank cm ["]			weight kg [lb] incl. framework
		height	width	depth	
Standard	100 [26]	55 [22]	60 [24]	53 [21]	35 [77]
APPLE vario	120 [32]	53 [21]	54 [21]	59 [23]	42 [93]


* The weight of the machine is approximate and may vary.

Season - summer

Ideal Situation
- independent of the stem diameter
- high grass up to 50 cm
- dry soil
- slight slope up to ca. 5°

Advantages
- destroys weeds while growing
- longlasting effects
- low operating costs





SEPPI M. SpA/AG Italy
 Zona Artigianale 1 Handwerkerzone
 I-39052 Caldaro/Kaltn (BZ)
 T. +39 0471 963 550 · www.seppi.com

www.youtube.com/seppimulcher

